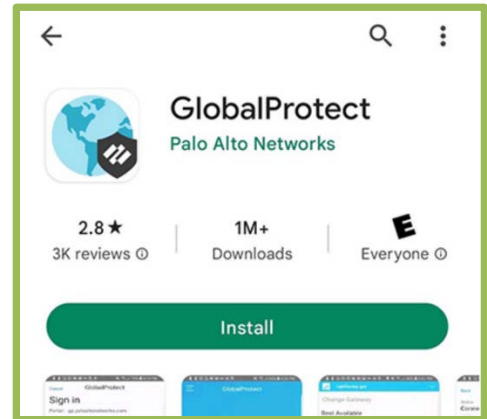



How to Set Up My VPN: Android Devices

- 1 Go to the Google Play store on your device and search for GlobalProtect.
 - [Google Play link](#)

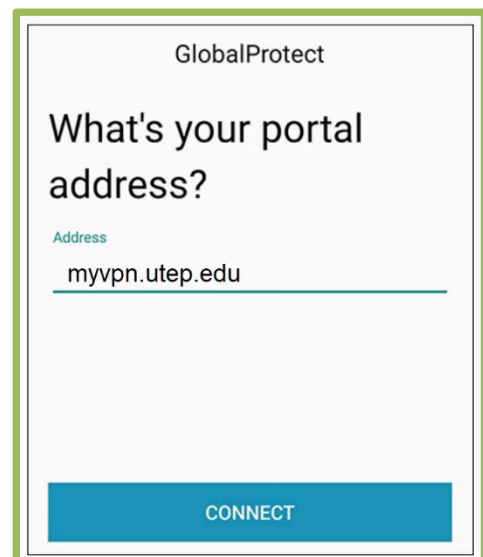
- 2 Select GlobalProtect and tap Install



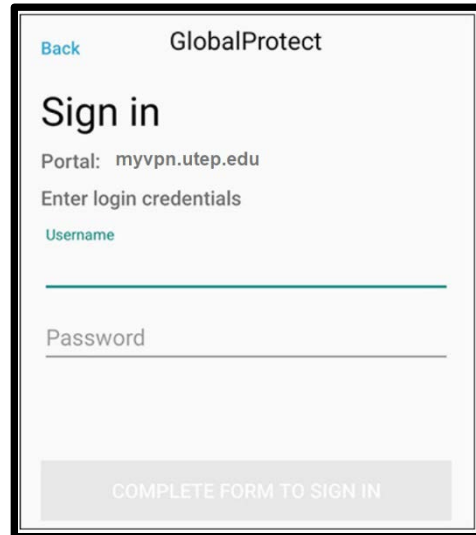
- 3 Once installation is complete, open the app.



- 4 Enter myvpn.utep.edu for the portal address and select CONNECT.



- 5 Enter your UTEP username and password and select SIGN IN



- 6 Approve the DUO alert.



You are connected.

