





1. Palo Verde
2. Four Corners
(Through July 2016)
3. Rio Grande
4. Newmann
5. Copper
6. Montana Power Station
7. T.G. Parque
8. T. G. Industrial
9. Samalayuca I
10. Samalayuca II
11. C. C. Planta Transalta

-  Interconnection Points
-  Generating Stations
-  El Paso Electric Service Area
-  Comisión Federal de Electricidad Ciudad Juárez Service Area