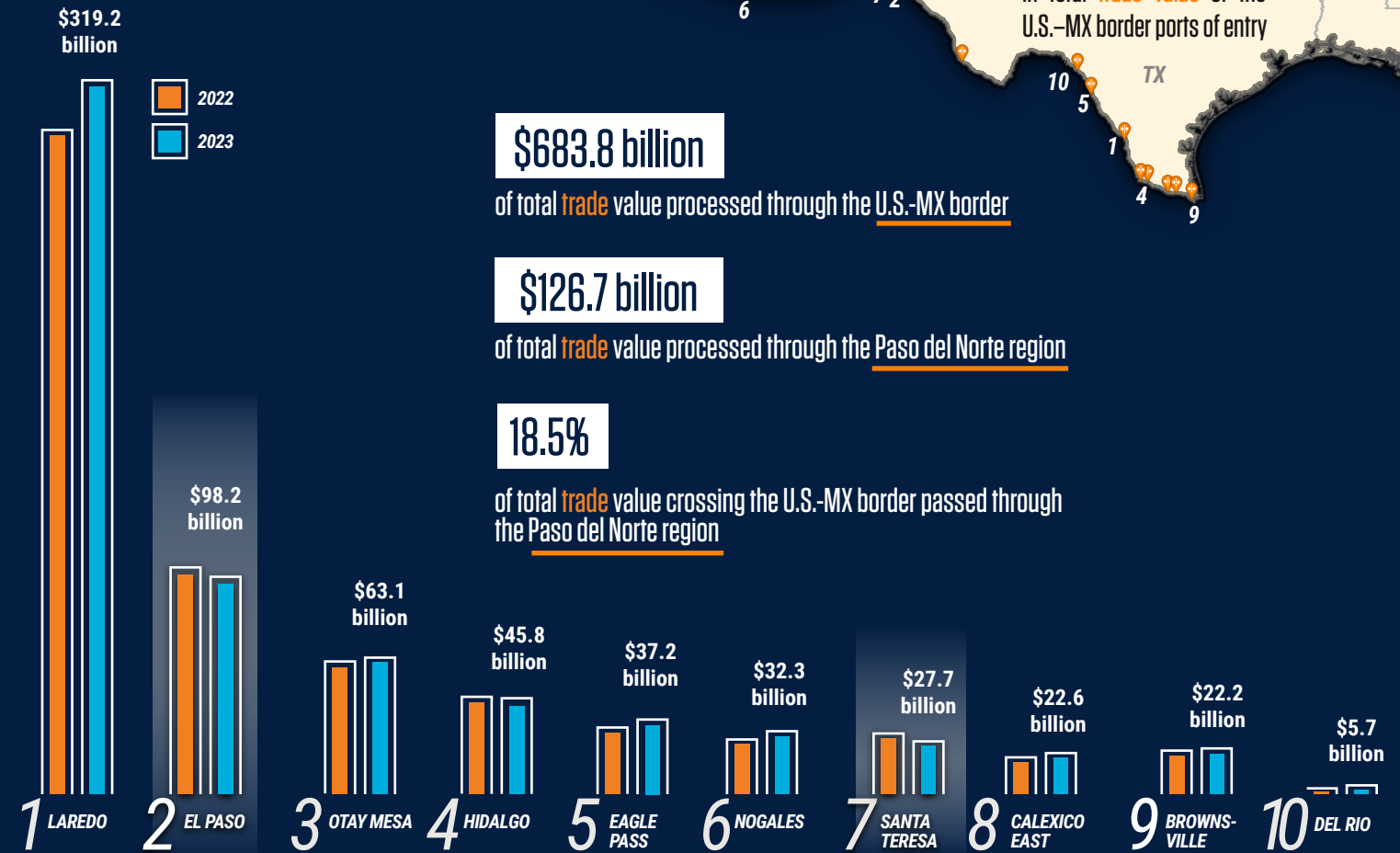


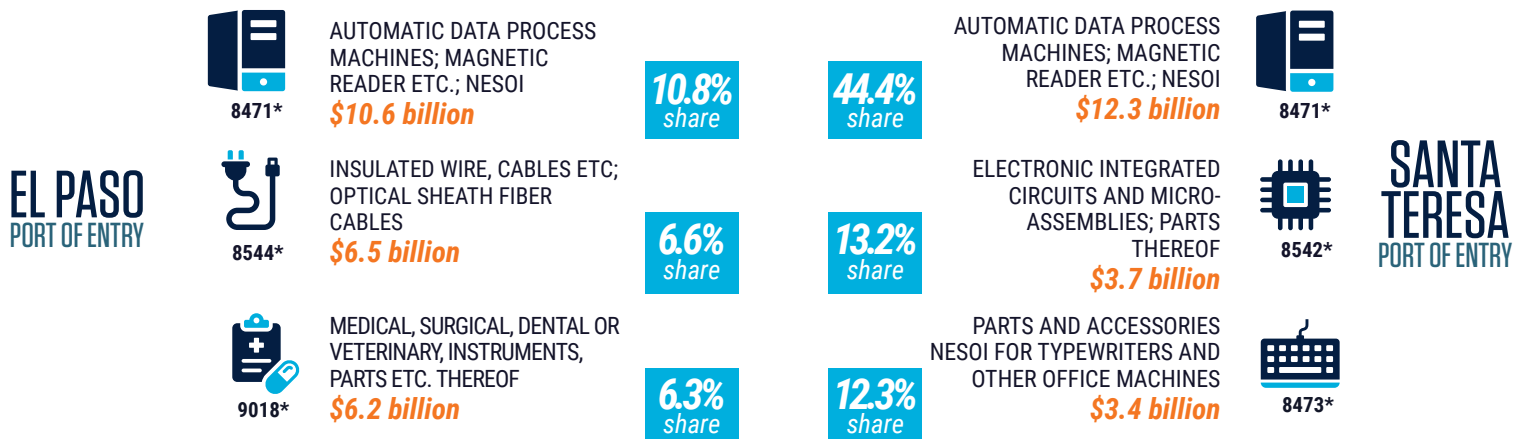
Total Trade through the U.S.–Mexico Border Ports of Entry, 2023

TOP 10 U.S.–MEXICO BORDER PORTS OF ENTRY FOR TRADE



*Paso del Norte region consists of the -El Paso -Ysleta -Tornillo and -Santa Teresa ports of entry. The label value is for 2023.

TOP 3 TRADED COMMODITIES THROUGH THE PASO DEL NORTE REGION



Note: El Paso port of entry includes Ysleta port of entry. Total world trade value through the U.S.–MX border. *HS Codes for traded commodities.
Source: Hunt Institute calculations using data from the U.S. Census Bureau.

Total Trade through the U.S. Border Ports of Entry, 2023

\$1,318 billion

Total trade value crossed through the U.S. border ports of entry

51.9%

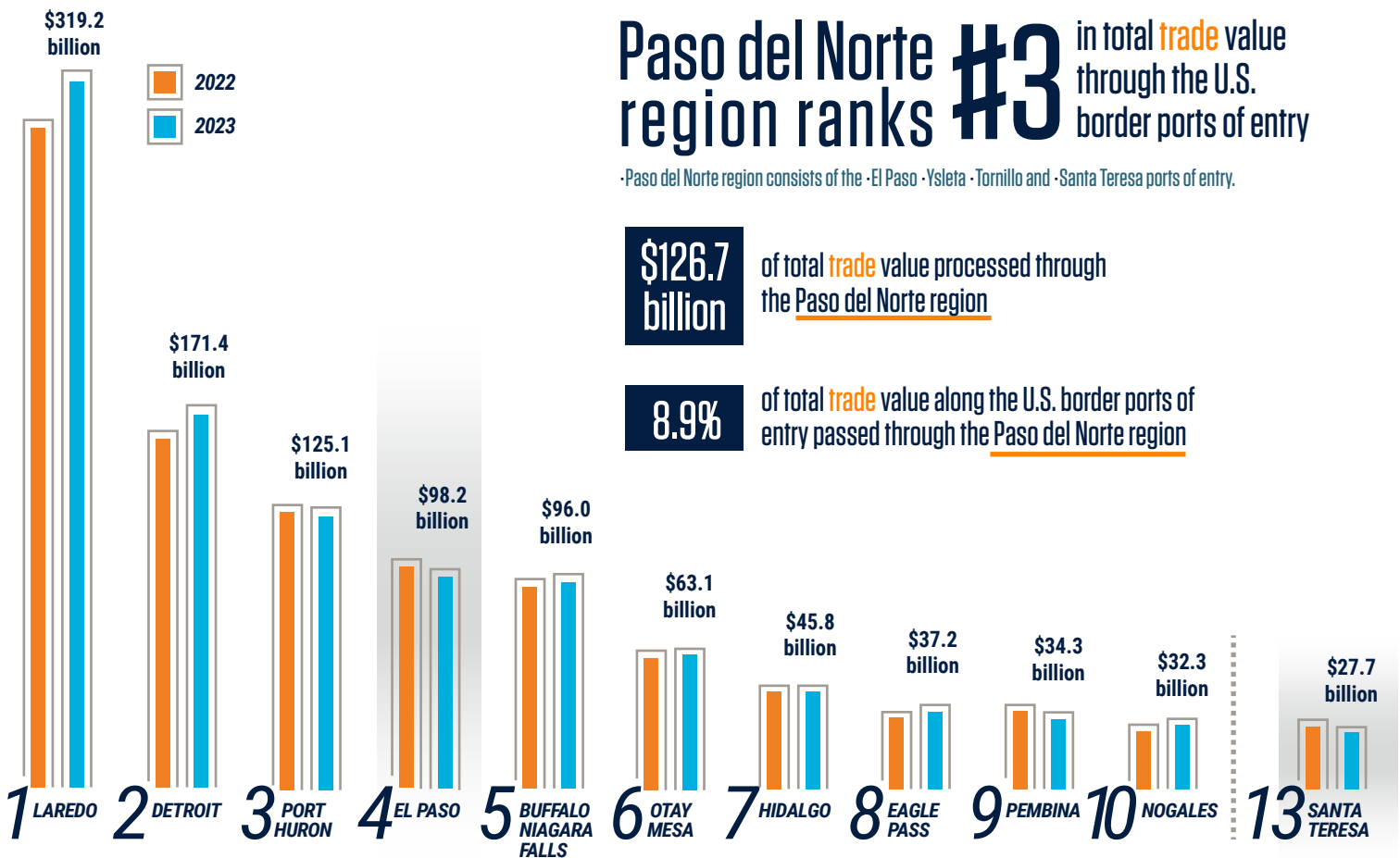
of total trade value passed through the U.S.-MX border ports of entry

48.1%

of total trade value passed through the U.S.-CA border ports of entry



TOP 10 U.S. BORDER PORTS OF ENTRY FOR TRADE



Paso del Norte region ranks **#3** in total trade value through the U.S. border ports of entry

-Paso del Norte region consists of the -El Paso -Ysleta -Tornillo and -Santa Teresa ports of entry.

\$126.7 billion

of total trade value processed through the Paso del Norte region

8.9%

of total trade value along the U.S. border ports of entry passed through the Paso del Norte region

-The labeled value is for 2023.

Note: El Paso port of entry includes Ysleta port of entry. Paso del Norte region consists of the El Paso, Ysleta, Tornillo, and Santa Teresa ports of entry. U.S. ports of entry include Alaska. Total world trade value through the U.S.-CA border.
Source: Hunt Institute calculations using data from the U.S. Census Bureau.