

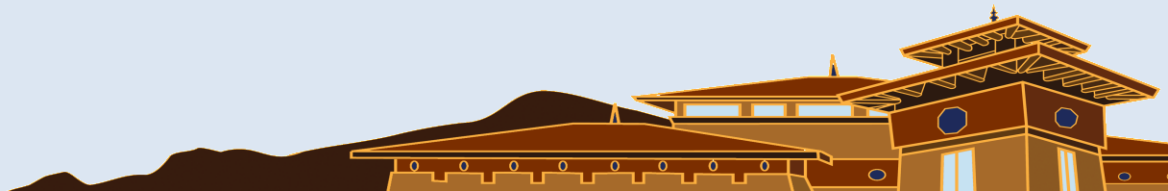


UTEP by the Numbers

Roy Mathew, Ph.D.
Center for Institutional Evaluation,
Research and Planning
March 2013

Presentation Outline

- UTEP's Mission Statement and Goals
- Access (Enrollment and Demographics)
- Success (Degrees Awarded and Graduate Programs)
- Research (Expenditures and Targets)
- References



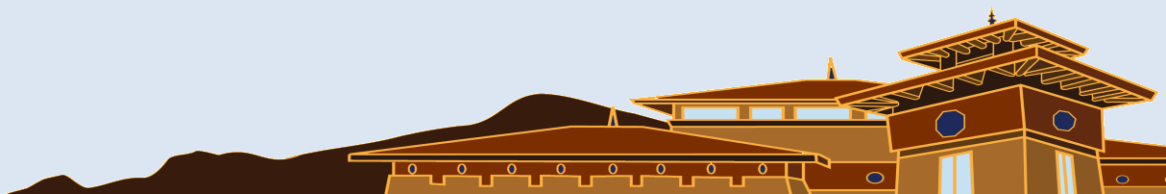


Mission

The University of Texas at El Paso is **dedicated to the advancement of the El Paso** region through teaching and learning, creative and artistic production, and the generation, interpretation, application and dissemination of knowledge. UTEP embraces its role as an intellectual, cultural and socioeconomic asset to the region, offering programs to meet human resource needs and contribute to the quality of life.

As a public university, UTEP is **committed to providing access and educational opportunity** to the people of the El Paso region and the State of Texas. UTEP's mission of ensuring access is coupled with a **commitment to excellence** reflected in rigorous programs, which prepare students to make significant contributions to their professions, their communities and the world.

As a research/doctoral institution, UTEP fosters a climate of scholarly inquiry, with a special focus on applying innovative interdisciplinary approaches to **explore and address major issues that confront the multicultural U.S.-Mexico border region.**



Strategic Plan

GOALS AND OBJECTIVES

1 TEACHING AND LEARNING

To provide access to high-quality academic programs that foster students' progress in achieving their educational goals and prepare them to address emergent issues confronting the region, state and nation

- Foster the participation of students from across the Paso del Norte region, especially those who have been historically under-represented in both undergraduate and graduate education
- Develop new and refresh existing degree programs and co-curricular opportunities to respond to students' aspirations and regional, state, and national priorities
- Ensure the quality of all academic programs and achieve national recognition for the excellence of specific programs
- Enhance students' progress toward successful degree completion

3 PUBLIC SERVICE

To serve as a catalyst for human and economic development and a major contributor to the improved quality of life in the Paso del Norte region

- Continue to exemplify an engaged, community-centered institution that fosters human, cultural and social development and enhances the quality of life of people in the region
- Foster alignment between UTEP's teaching, learning and research activity and the individual and collective public service commitment of UTEP students, faculty and staff
- Articulate broadly UTEP's commitment to identify and address the needs of the Paso del Norte region and develop program priorities that most effectively leverage UTEP's capacity to respond to those needs
- Develop strategies to enhance UTEP's role as a major economic asset to the Paso del Norte region
- Foster expansion of UTEP's technology transfer, commercialization and entrepreneurship activity
- Continue to foster the competitive success of UTEP's Intercollegiate Athletics Program, and a commitment to the intellectual, cultural, and social development of student-athletics

2 RESEARCH, SCHOLARSHIP, AND ARTISTIC PRODUCTION

To improve the competitiveness and quality of life of the region, state and nation through the generation, dissemination and application of knowledge, and through the documentation, preservation and expression of cultures

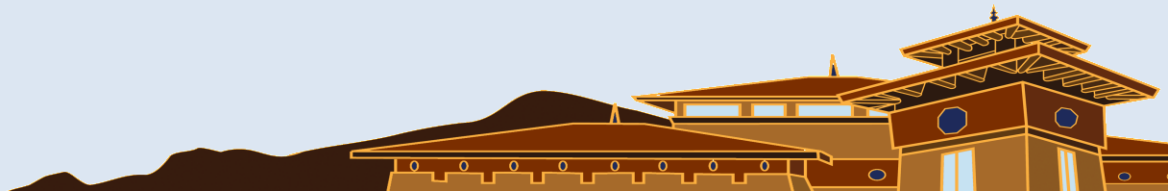
- Achieve research, scholarly and artistic excellence in academic and professional fields
- Foster inter-disciplinary research, scholarship and artistic work and develop nationally recognized centers of research excellence
- Identify and secure funding to support major research initiatives having special relevance for the future of the Paso del Norte region and promote the translation of research findings to implementation
- Expand and enhance the visibility of artistic and creative production in the arts and humanities and foster scholarly production in the humanities

4 LEADERSHIP & ADMINISTRATION

To fulfill its public university mission through responsible, efficient and transparent generation and utilization of resources and to play a national leadership role in validating the contributions of public research universities to future U.S. competitiveness

- Continue to build on and increase the visibility of UTEP's access and excellence model for public research universities in the 21st century
- Continue fostering an institutional culture of talent development, innovation, and teamwork
- Increase the annual and endowment funding to keep pace with enrollment growth and program development and to foster continuous quality improvement
- Maximize productivity and achieve greater efficiencies in all University operations
- Continue expanding, upgrading and enhancing campus infrastructure
- Foster a university-wide commitment to accountability and continuous quality improvement through effective assessment and planning
- Enhance and increase the visibility of UTEP's image in Texas, nationally and internationally

Access





Enrollment

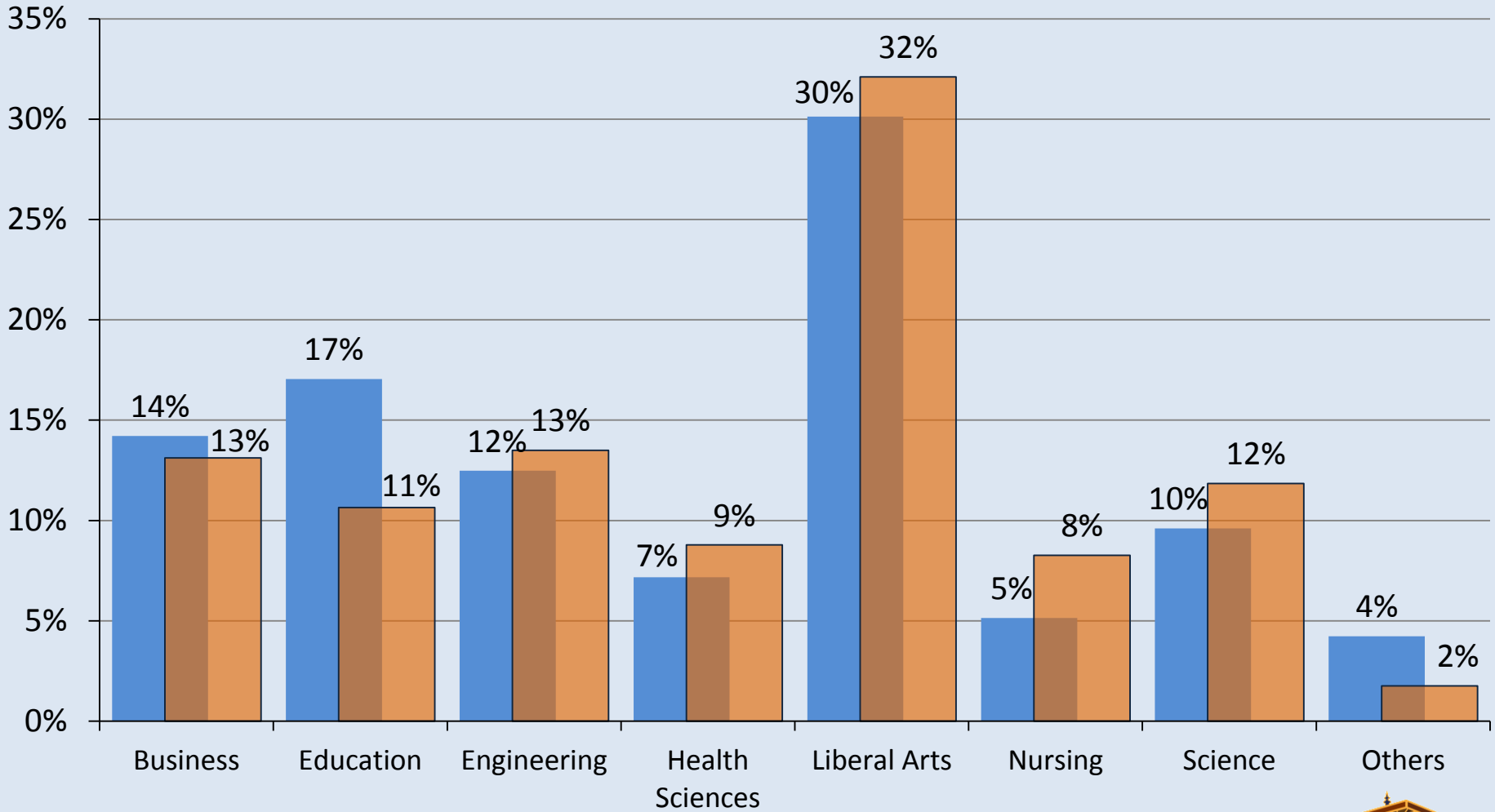
Level	Fall 2012	Percent of Total
Undergraduate	19,217	84%
Post Baccalaureate (non degree)	283	1%
Master's	2,592	11%
Doctoral	657	3%
Total	22,749	100%
<i>2025 Target</i>	<i>26,636</i>	

14 years of consecutive growth in total enrollment, from 14,677 in Fall 1998 to 22,749 in Fall 2012



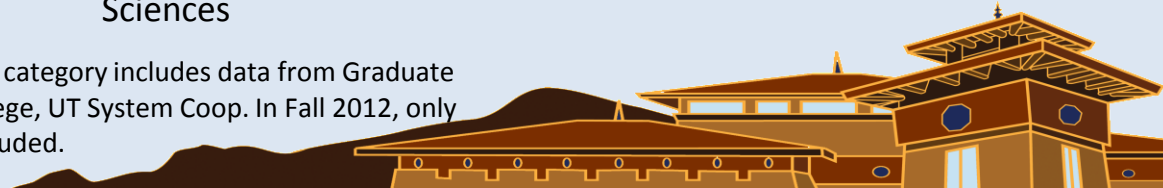
Enrollment by College as % of Total

(Fall 2007 & Fall 2012)



■ Fall 2007 ■ Fall 2012

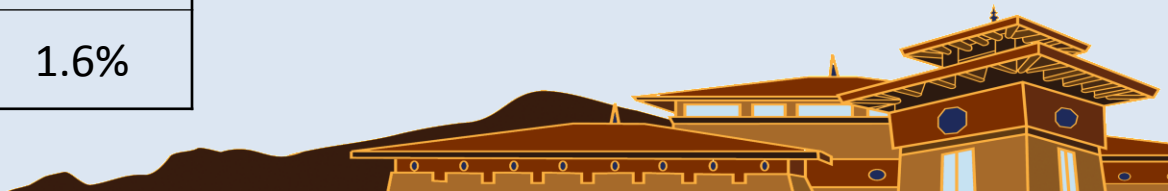
In Fall 2007, the Others category includes data from Graduate Studies, University College, UT System Coop. In Fall 2012, only Graduate Studies is included.



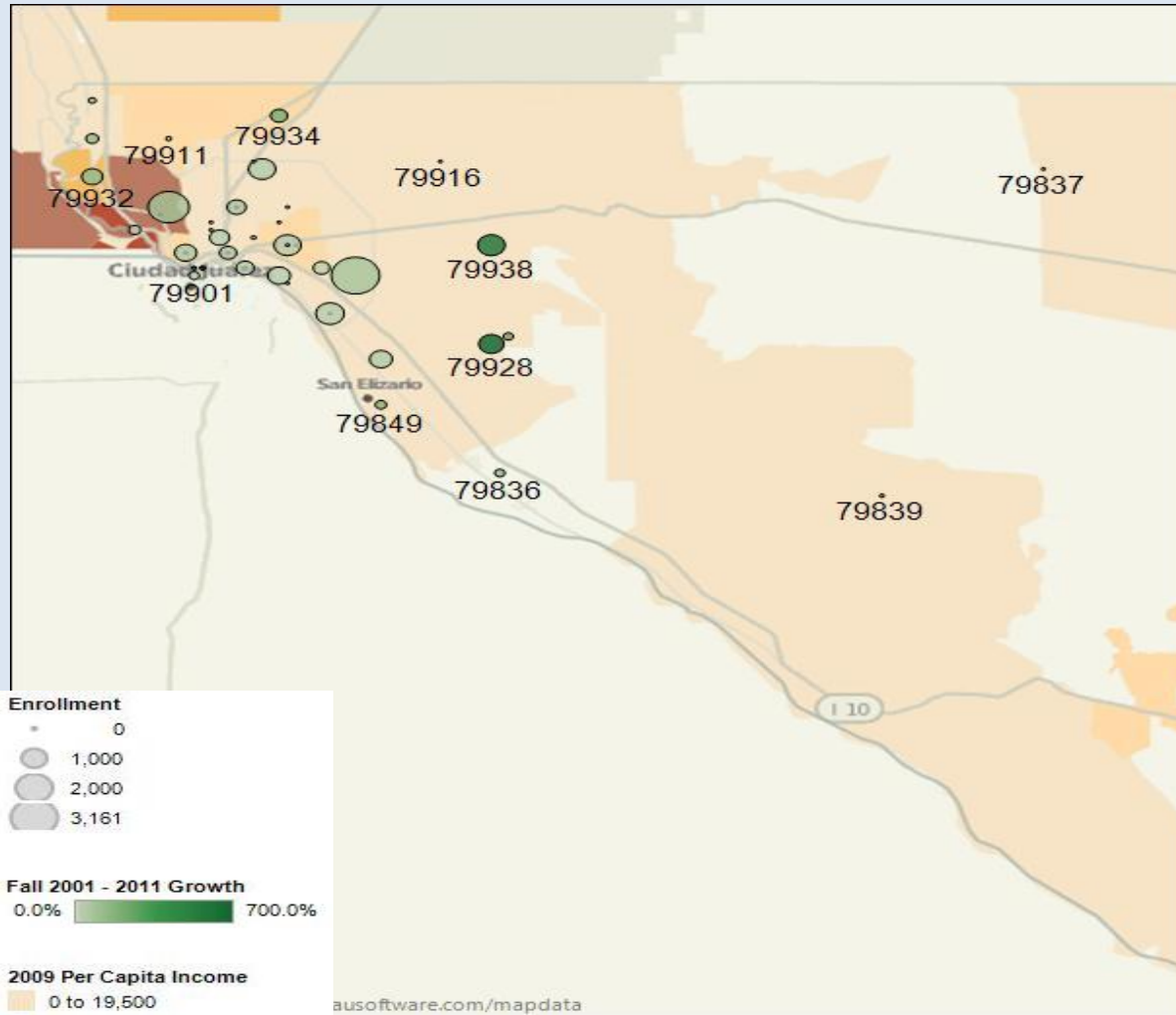
Student Demographics

Ethnicity	
White Non-Hispanic	9.5%
Black Non-Hispanic	2.7%
Hispanic	77.4%
Asian American	0.9%
Native American	0.2%
Unknown	1.8%
Native Hawaiian or Other Pacific Islander	0.1%
Two or More Races	0.4%
Mexican International	5.4%
Other International	1.6%

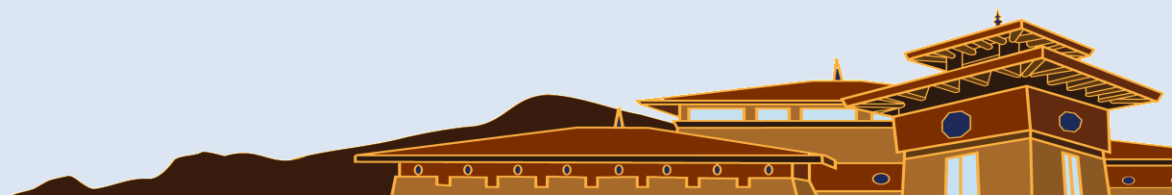
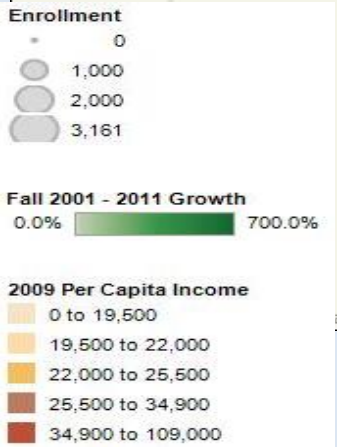
- **83.5%** of all students are from El Paso County
- **54%** of all students are female
- **62.1%** of all students are enrolled full-time



Ensuring Access and Opportunity



69% of the undergraduate students from El Paso County are **from zip codes** with per capita incomes of **less than \$19,900** per year (US Census 2011)



Ensuring Access and Opportunity



Financial Aid, 2011-12

- **Average family income of financial aid applicants: \$31,992**
- **Number of financial aid applicants with family income of \$20,000 or less: 9,165**
- **Percent of financial aid applicants with family income of \$20,000 or less: 46%**

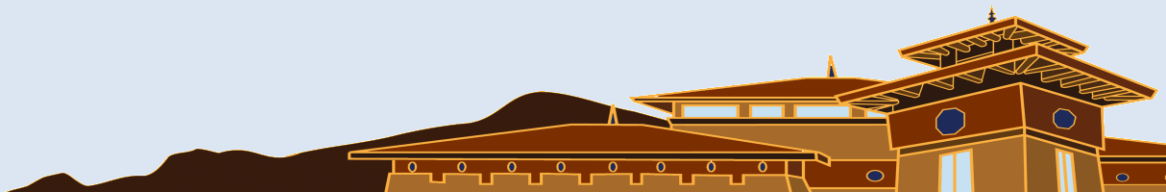
Percent of students with family income of less than \$20,000 at large public research (doctoral) universities: 10%

Percent of students with family income of less than \$20,000 at small and mid-size private colleges and universities: 12%

(Council of Independent Colleges: <http://www.cic.edu/makingthecase/data/access/income/index.asp>)

Percent of students with family income of less than \$20,000 at community colleges: 29%

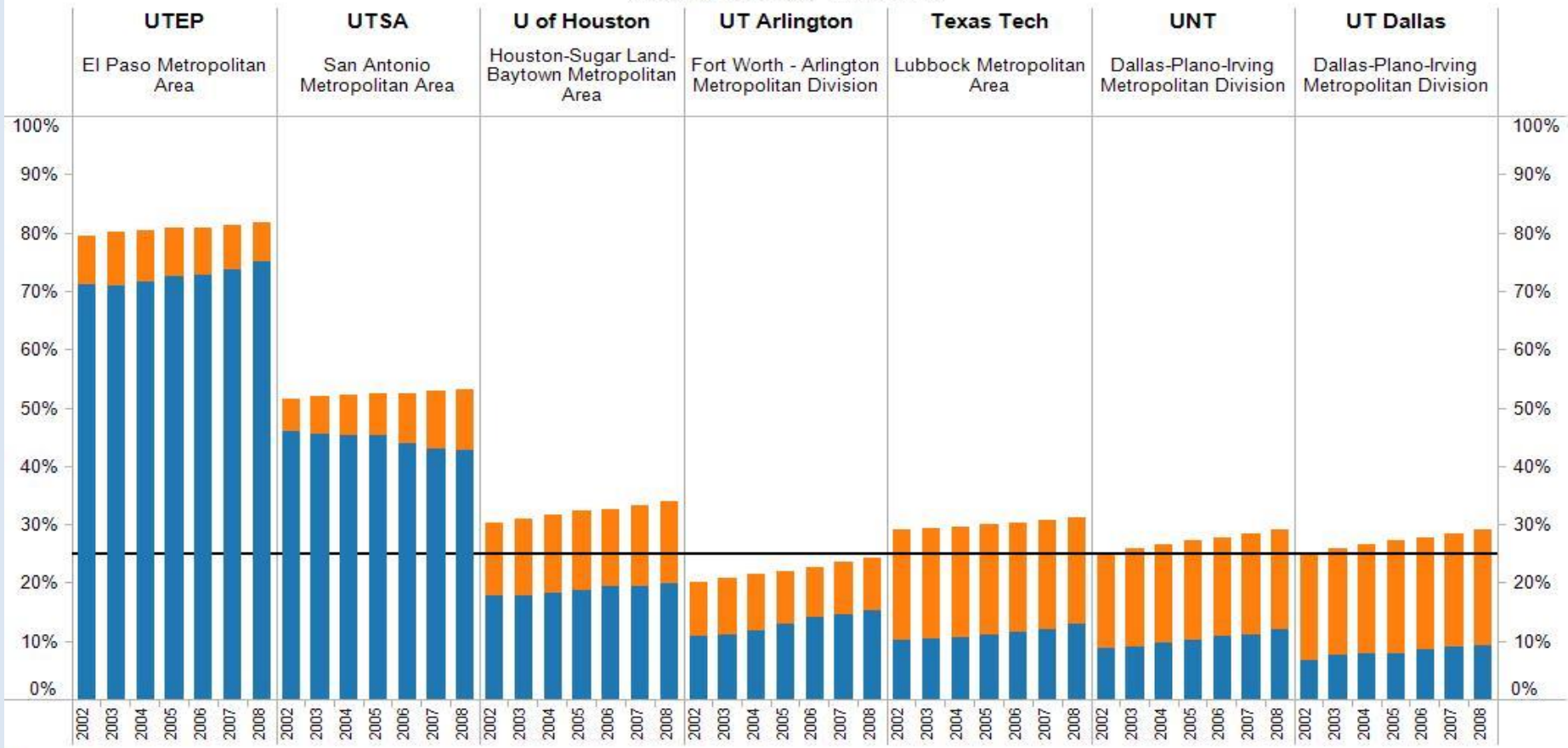
(Lumina Foundation Focus, Fall 2005, P. 5).



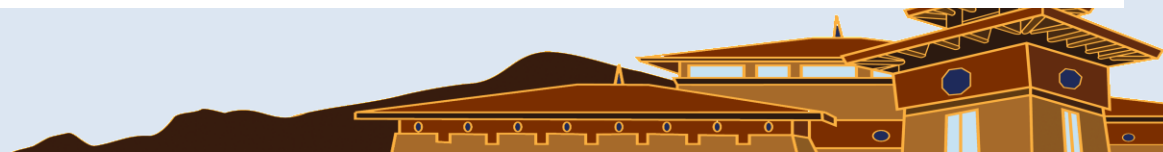


Closing the Gaps in Hispanic Student Participation by Emerging Tier-One Research Universities in Texas

Closing the Gaps - Hispanics



Measure Names
■ % Enrollment ■ % Population

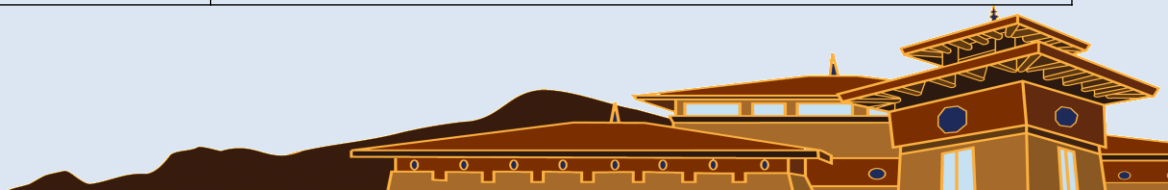




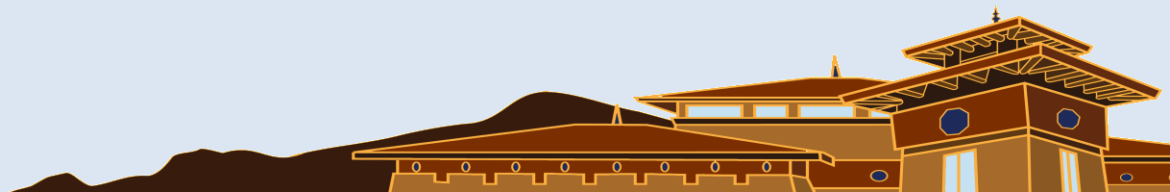
Average Net Price of Education Emerging Research Institutions in Texas

Emerging Research Institution	Average net price for students receiving grant or scholarship aid AY 2010-11
The University of Texas at El Paso	\$2,543
The University of Texas at Dallas	\$7,535
Texas State University-San Marcos	\$8,838
The University of Texas at San Antonio	\$9,130
The University of Texas at Arlington	\$9,570
University of North Texas	\$9,639
Texas Tech University	\$10,351
University of Houston	\$11,609

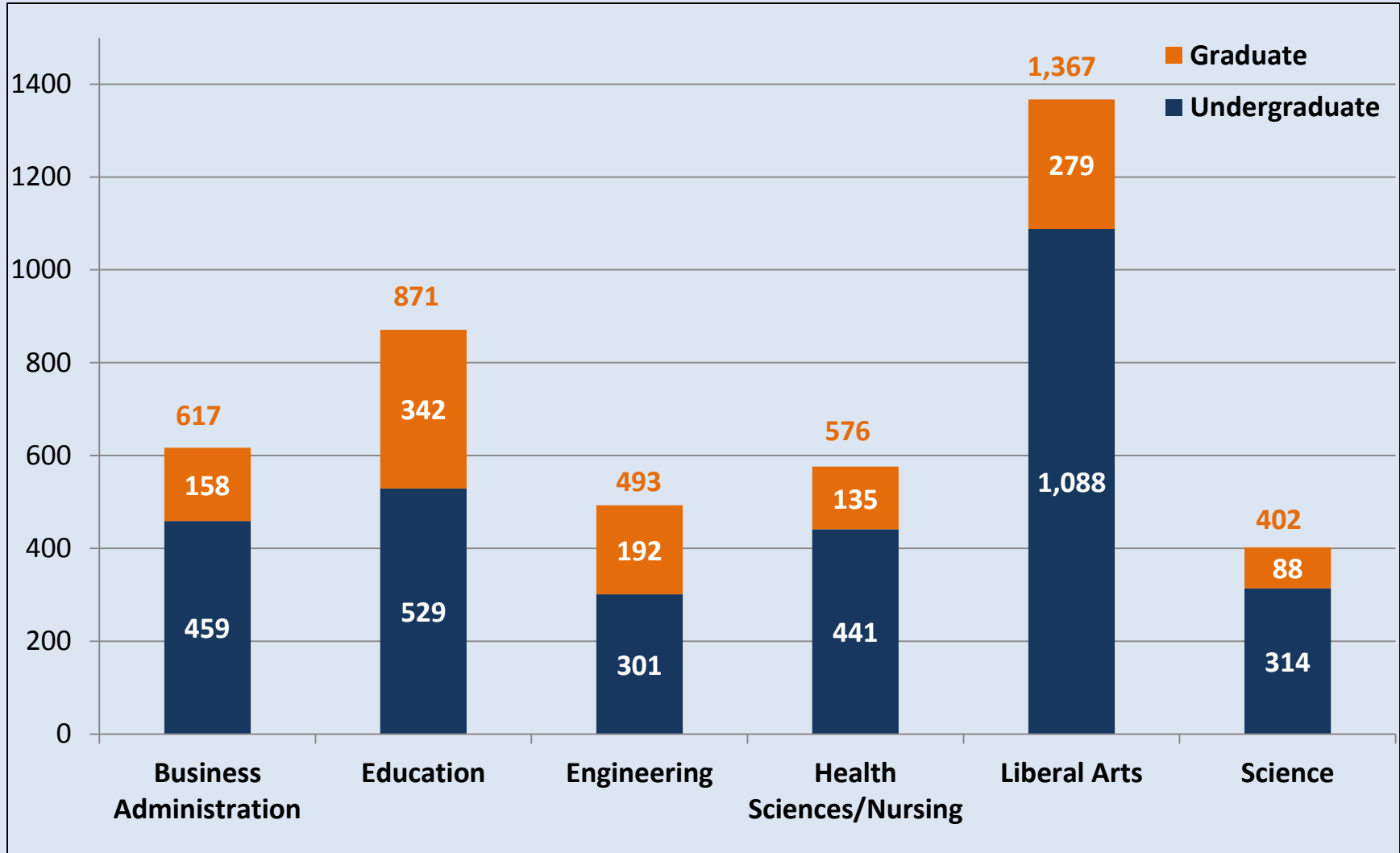
Source: IPEDS



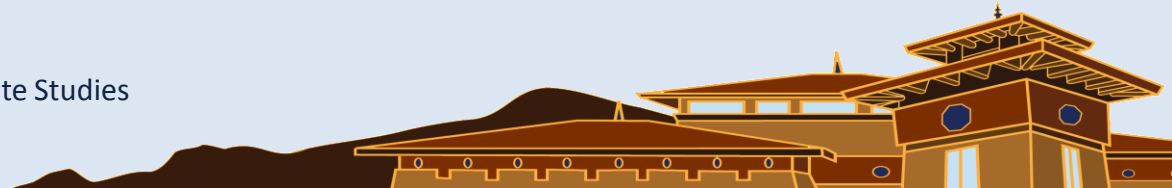
Success



UTEP Awarded 4,345 Degrees in 2011-12



*Totals reflect 19 degrees awarded in Graduate Studies



UTEP Undergraduate Degrees Awarded to Hispanics



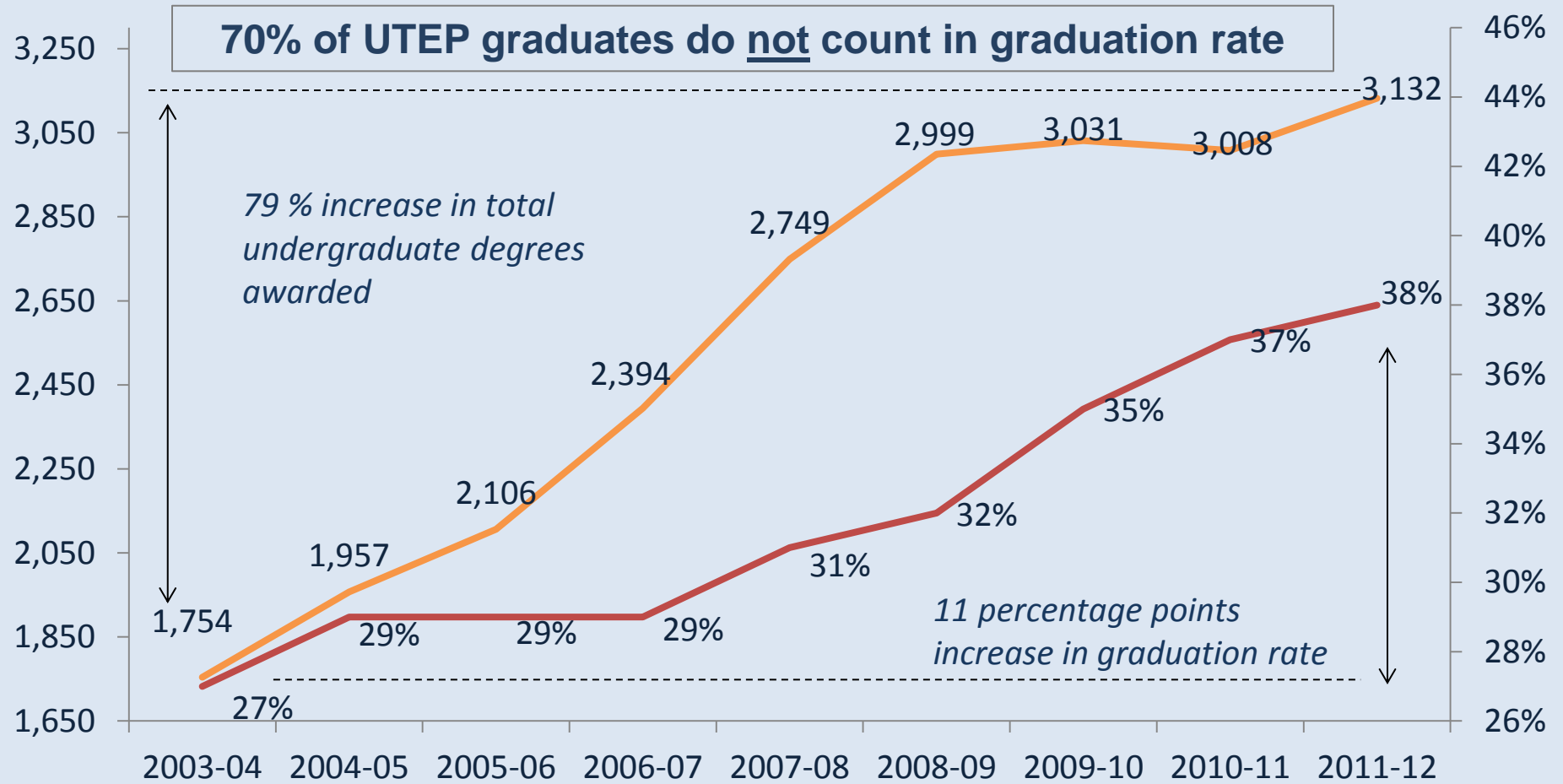
National Rankings: AY 10-11

	Ranking
Nursing (RN, Administration, Research & Clinical Nursing)	1 st
Education	1 st
History	2 nd
Engineering	2 nd
Health Professions	3 rd
Biological and Biomedical Sciences	3 rd
Physical Science	3 rd
Total Undergraduate Degrees Awarded	3rd

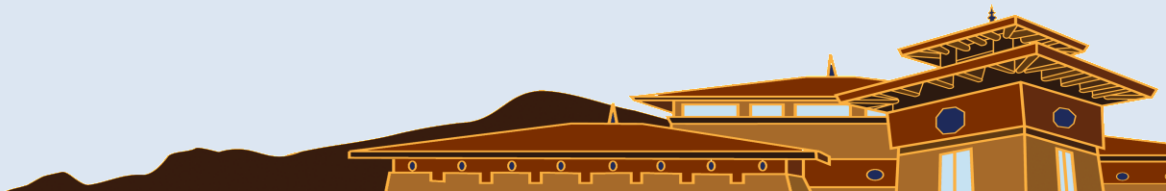
Source: *Diverse: Issues In Higher Education* analysis of U.S. Department of Education reports submitted by institutions. Rankings are based on the review of 2010-11 preliminary data.



Growth in UG Degrees Awarded vs. Graduation Rate



Graduation rates are based on THECB calculation.



What Characteristics Predict Student Success at UTEP?



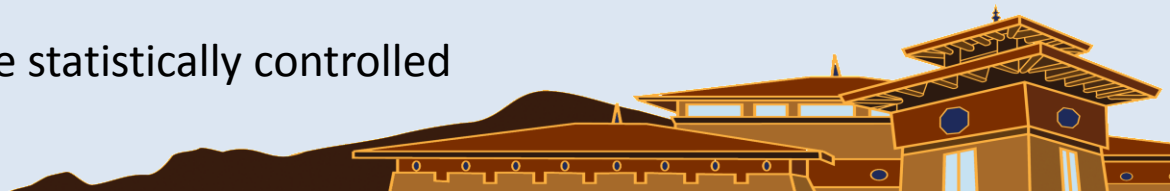
Preparation and engagement **do** predict success:

- Student engagement in high school (e.g., high school GPA and high school class rank) predicts success.
- Student attendance and engagement in the classroom are associated with success.
- Failing a course, especially in the first term, significantly decreases the likelihood of success.
- External demands on students (e.g., working more than 20 hours per week) decrease the likelihood of success.

Socio-economic factors and standardized test scores **do not*** predict success:

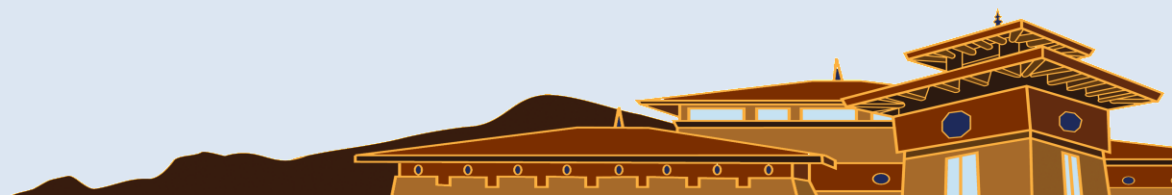
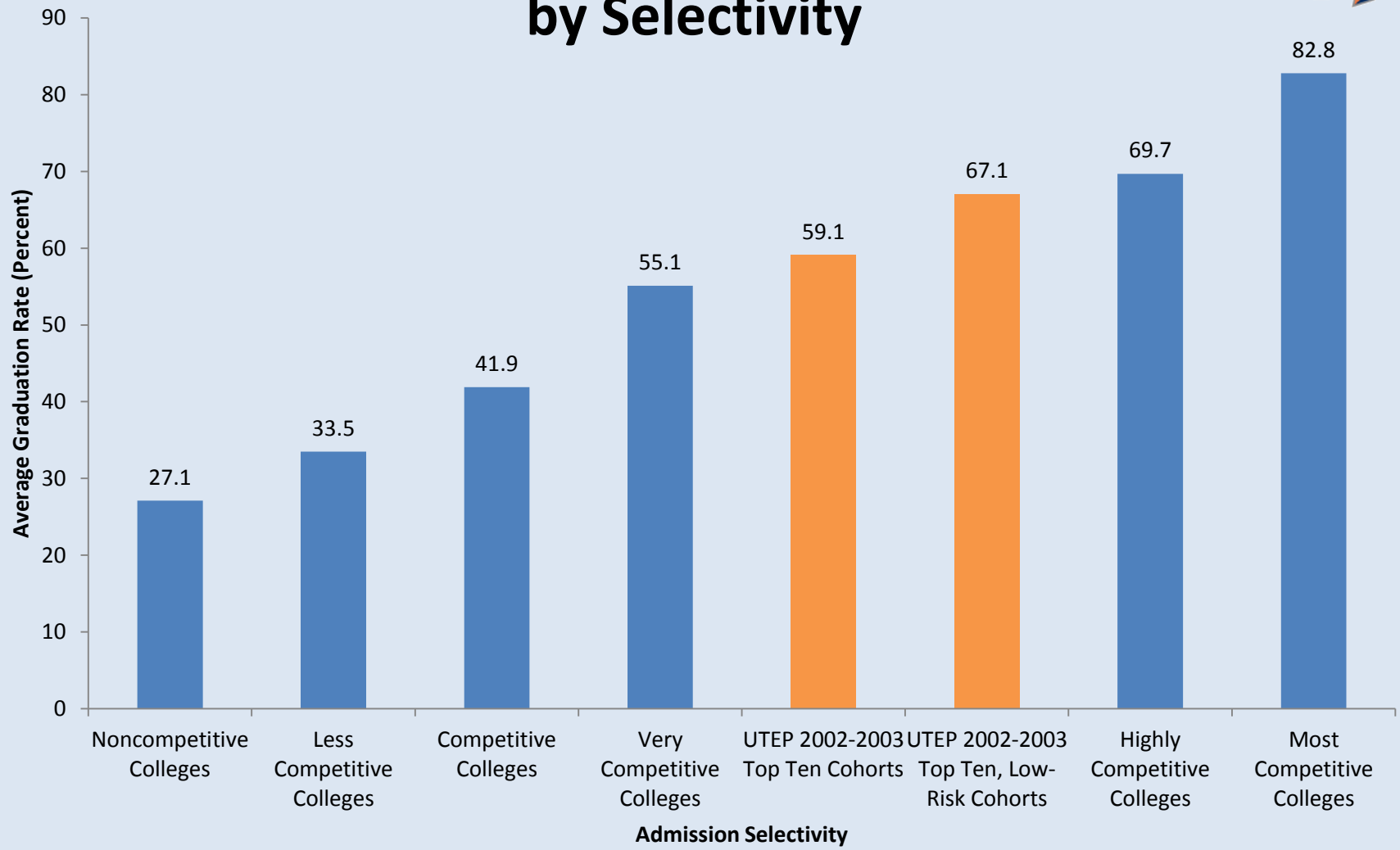
- Gender, ethnicity, household income, and parental education level do not explain success.
- ACT/SAT scores do not explain success.
- Developmental-level placement does not explain success.

* when the first list of variables are statistically controlled





Hispanic Graduation Rate, by Selectivity

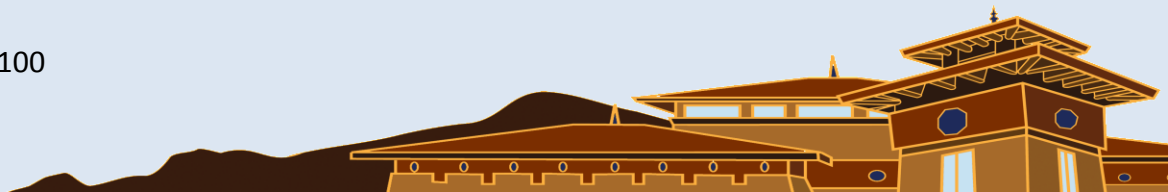




UTEP Top 5 National Rankings in Graduating Hispanic Students

Master's Degrees Awarded	
Rank	Major
2	Education
2	Engineering
2	Multi/Interdisciplinary Studies
3	English Language and Literature/Letters
3	History
3	Rehabilitation and Therapeutic Professions
4	Registered Nursing, Nursing Administration, Nursing Research and Clinical Nursing
5	All Disciplines Combined
5	Health Professions and Related Programs
5	Mathematics and Statistics
5	Physical Sciences

Source: Diverse Issues In Higher Education, Top 100 Producers of Minority Degrees 2012

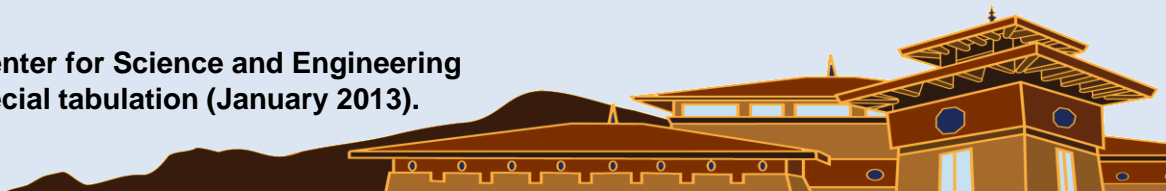




UTEP is a Top 10 Feeder School for Hispanic Doctorates

Institution	Rank
Univ. of Puerto Rico-Rio Piedras Campus	1
Univ. of Puerto Rico-Mayaguez	2
Univ. of California-Berkeley	3
Univ. of California-Los Angeles	3
The Univ. of Texas at Austin	5
Florida International Univ.	6
The Univ. of Texas at El Paso	7
Univ. of California-Irvine	8
Univ. of Puerto Rico at Cayey	8
Univ. of California-Davis	10
Univ. of Florida	10

Source: National Science Foundation/National Center for Science and Engineering Statistics, 2011 Survey of Earned Doctorates, special tabulation (January 2013).

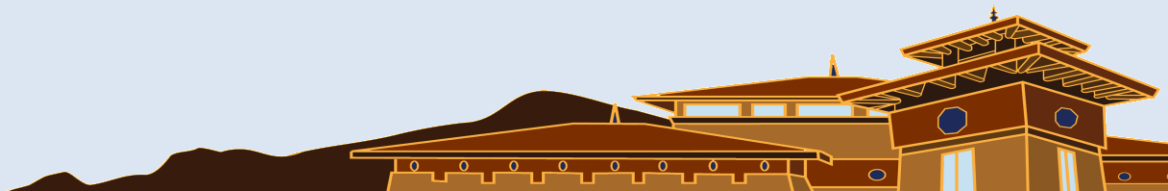




UTEP Alumni Have Earned Graduate and Professional Degrees at Very Selective Institutions

Brown University
Columbia University
Cornell University
Dartmouth University
Georgetown University
Harvard University
London School of Economics
Northwestern University
Stanford University
University of Arizona
University of California
University of Chicago
University of Illinois – Urbana

University of Iowa
University of Maryland
University of Michigan
University of North Carolina
University of Notre Dame
University of Oregon
University of Pennsylvania
University of Southern California
University of Texas at Austin
University of Virginia
University of Washington
University of Wisconsin
Yale University

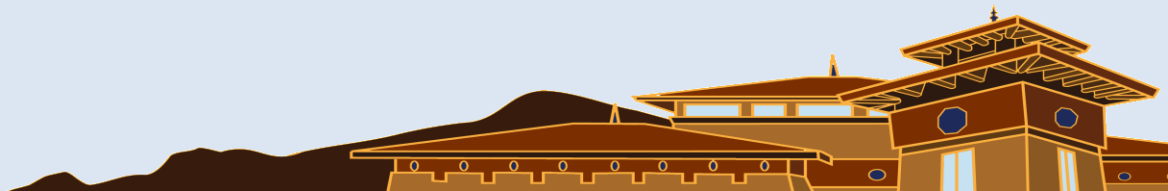


UTEP Alumni Move On to Top Professional Programs

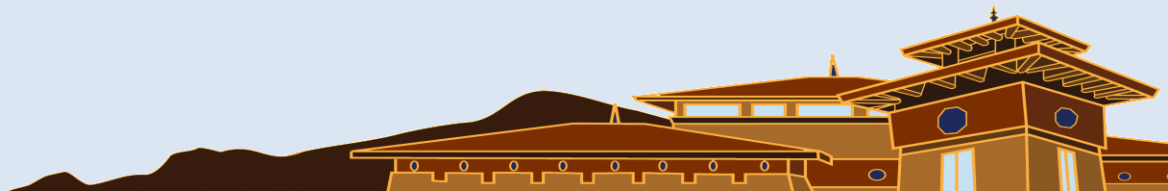


- #2 Undergraduate Institution of Mexican American applicants to US Medical Schools, #6 in Hispanic applicants

- Over 60% go to First Tier Schools
- Over the last 11 years, 216 graduates have entered law schools – 77% Hispanic



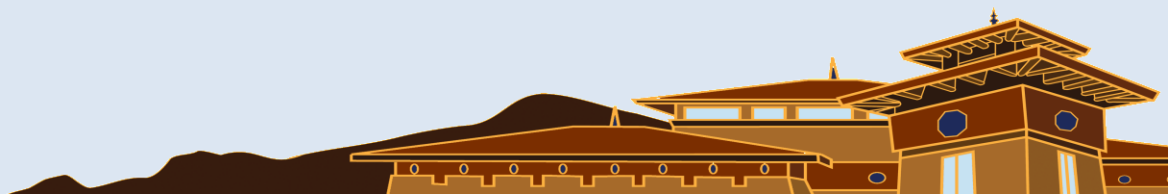
Research





UTEP's National Research University Goals

- Annual expenditure of at least \$100 million in externally funded research, according to commonly accepted national standards; and
- Annual conferral of more than 100 doctoral degrees.





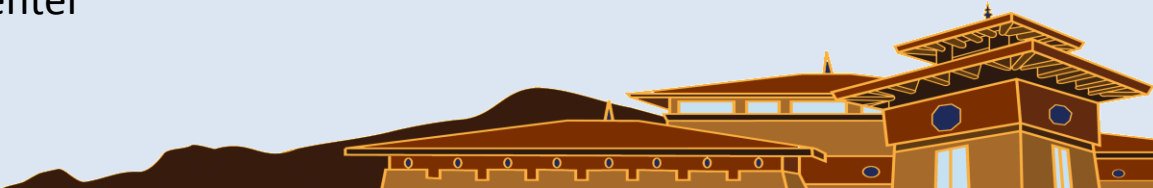
UTEP recently spent \$383 million on just under 2 million sq. ft. of additional space, including several new academic buildings capable of state-of-the-art research.

The Chemistry and Computer Science Building (CCSB) opened in winter 2011. The \$69.2 million project offers an additional 150,000 sq. ft.

The Health Sciences and Nursing Building opened in June 2011. The \$60 million, 130,000 sq. ft. facility includes laboratory, classroom and research space and a 16,000 sq. ft. simulation lab that is equipped with high-tech mannequins, 50 hospital beds, and both clinic and apartment-style settings that will provide future health professionals hands-on opportunities to practice their skills in a safe learning environment.

UTEP invested \$22 million in five areas:

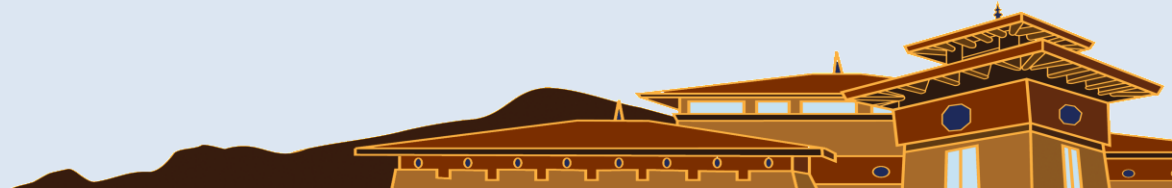
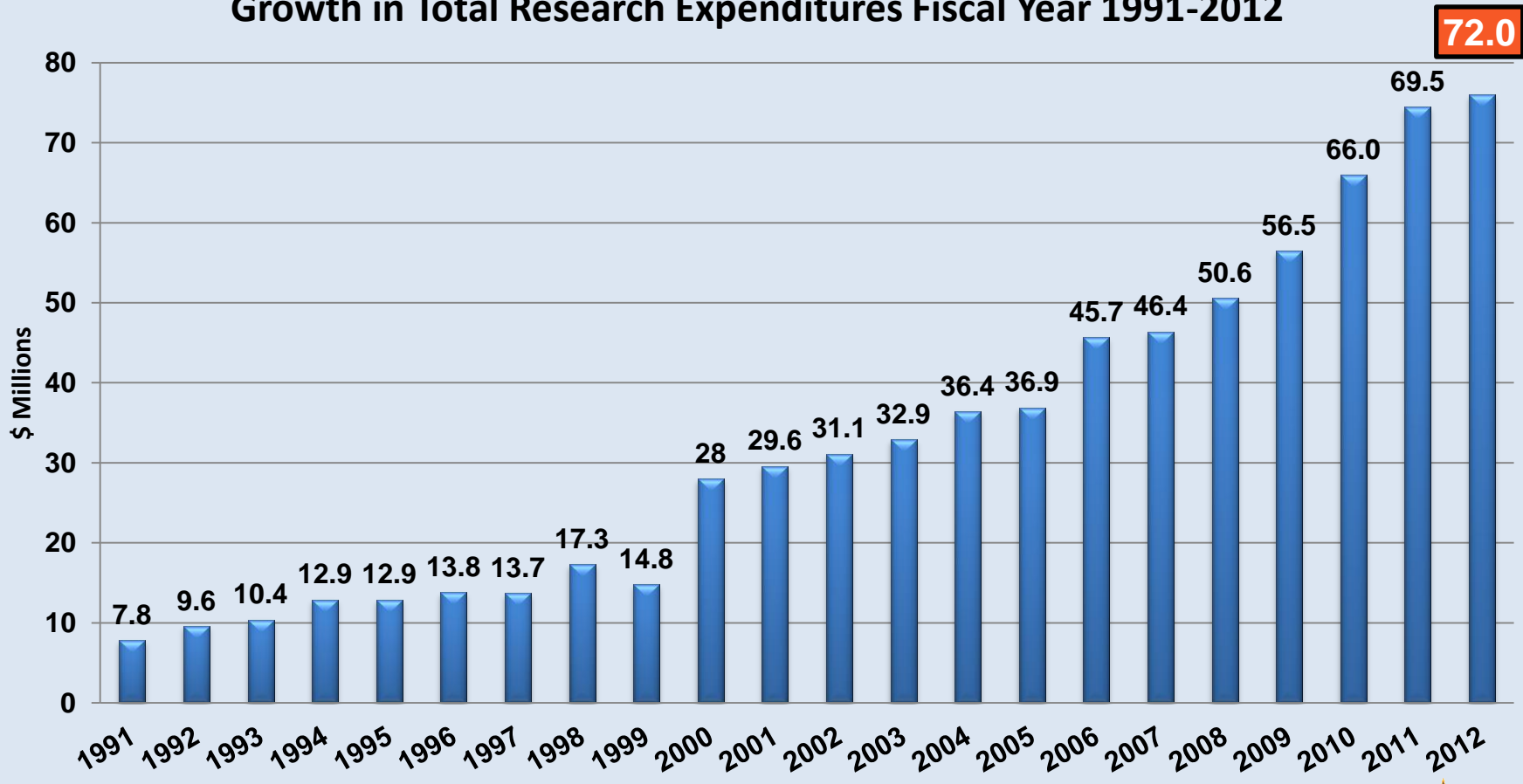
- The Structural and Printed Electronics Center (SPEC)
- Research and Academic Data Center
- Biomedical/Bioinformatics Annex
- Engineering Design Studio
- Nanotechnology Fabrication Center





Increasing UTEP's Research Expenditures

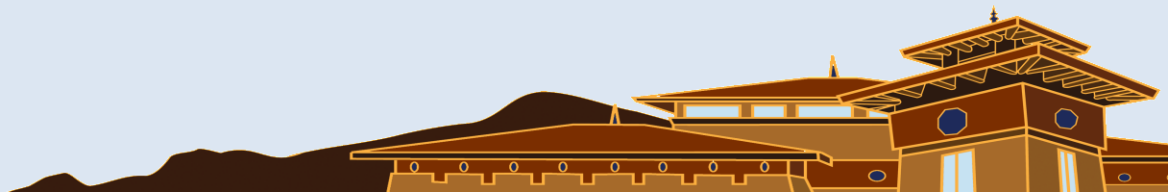
Growth in Total Research Expenditures Fiscal Year 1991-2012



University Targets Over the Next 3, 5, and 8 Years



Area Parameter	Most Recent Data	Goal in 2015	Goal in 2018	Goal in 2020
Students				
Total Enrollment	22,749	23,511	24,340	24,939
Faculty				
Tenure and Tenure-Track Faculty (<u>High Projection</u>)	518	535	554	568
Research				
Total Research Expenditures (\$ millions)	\$72	\$82	\$92	\$100
Federally-Sponsored Research Expenditures (\$ millions)	\$40	\$38	\$44	\$48
Doctoral Programs				
Number of Doctoral Programs	19	20	24	28
Number of Doctorates Awarded per Year	61	94	116	138
Other				
Endowment (\$ millions)	\$179	\$200	\$210	\$220





Resources

- Dr. Natalicio's speeches and editorials
<http://www.utep.edu/aboututep/speeches.aspx>
- UTEP Strategic Plan
http://www.utep.edu/aboutUTEP/strategic_plan.pdf
- UTEP Strategic Research Plan
http://www.utep.edu/aboutUTEP/strategic_plan_research.pdf

