

Minitab Web App

Instructions for initial login

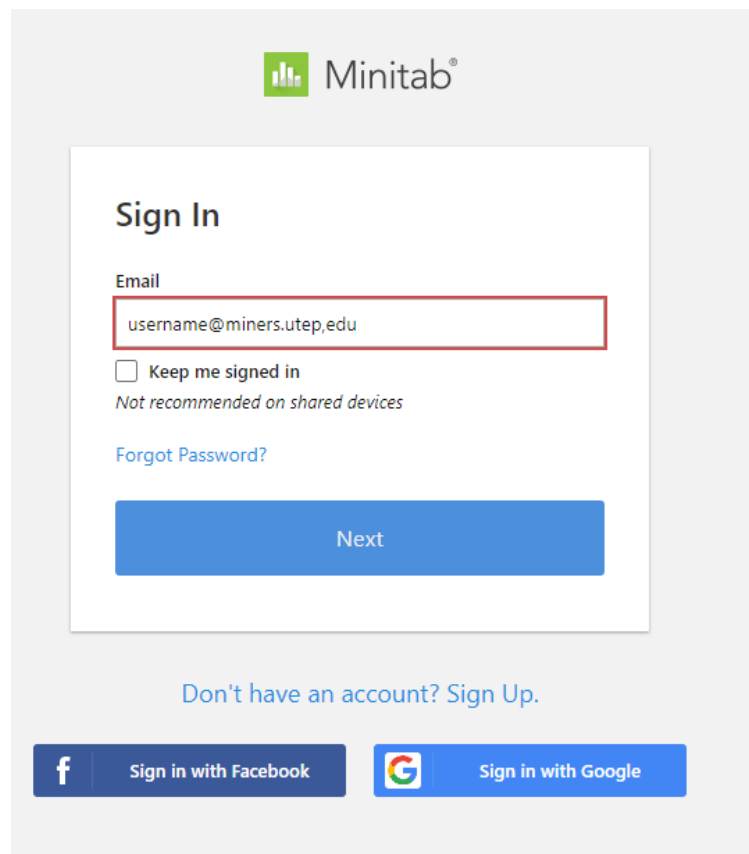
This 7-step process is only required the first time a user logs in to access Minitab. Subsequently, the Minitab application will open immediately after entering the user's UTEP credentials.

1) Open a Google Chrome, Safari or Microsoft Edge browser.

Other browsers are not supported.

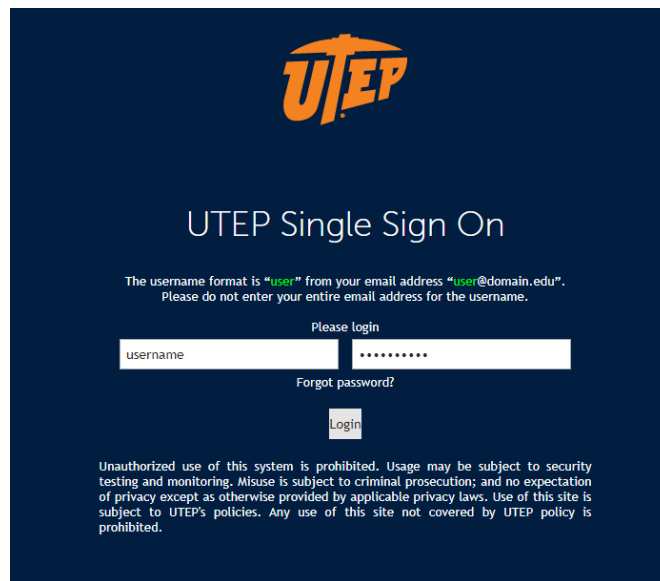
Navigate to <https://app.minitab.com>.

Enter your UTEP email, and click on the "Next" button.



The screenshot shows the Minitab Sign In page. At the top, the Minitab logo is displayed. Below it, the heading "Sign In" is centered. Under the heading, there is an "Email" label above a text input field containing "username@miners.utep.edu". Below the input field is a checkbox labeled "Keep me signed in" with the text "Not recommended on shared devices" underneath. A link for "Forgot Password?" is positioned below the checkbox. A large blue "Next" button is centered below the form. At the bottom of the page, there is a link "Don't have an account? Sign Up." and two social login buttons: "Sign in with Facebook" and "Sign in with Google".

- 2) You will be redirected to UTEP's Single Sign On page.
Enter your UTEP login name and password.



UTEP

UTEP Single Sign On

The username format is "user" from your email address "user@domain.edu".
Please do not enter your entire email address for the username.

Please login

username

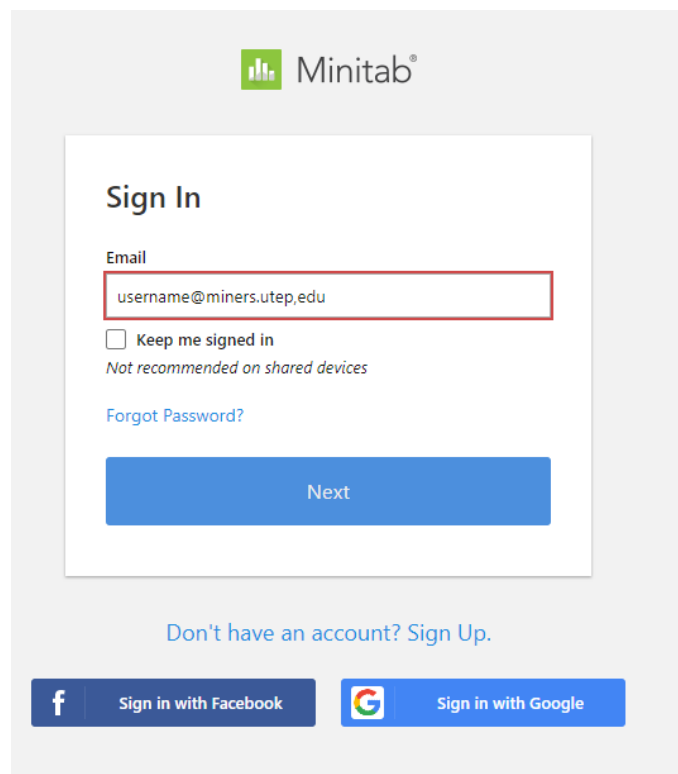
.....

[Forgot password?](#)

Login

Unauthorized use of this system is prohibited. Usage may be subject to security testing and monitoring. Misuse is subject to criminal prosecution; and no expectation of privacy except as otherwise provided by applicable privacy laws. Use of this site is subject to UTEP's policies. Any use of this site not covered by UTEP policy is prohibited.

- 3) You will be redirected to the Minitab Sign In portal one more time. Enter your UTEP email once more, and click on the "Next" button.



Minitab®

Sign In

Email


username@miners.utep.edu

Keep me signed in
Not recommended on shared devices

[Forgot Password?](#)

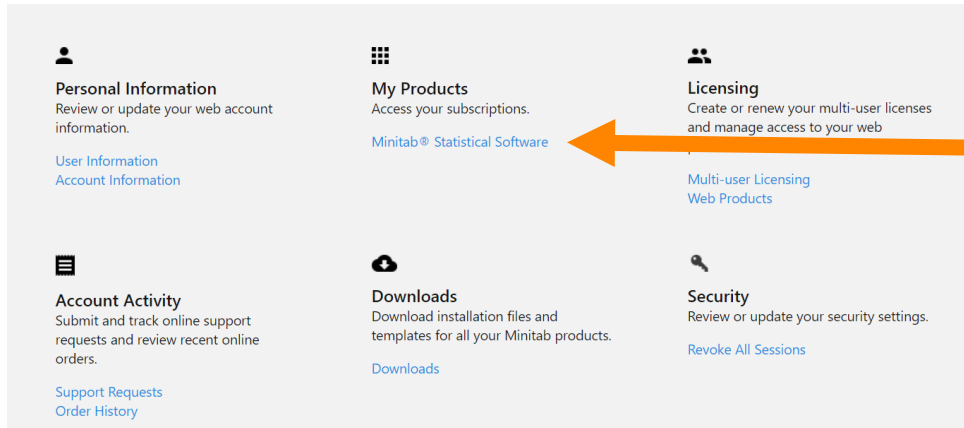
Next

[Don't have an account? Sign Up.](#)

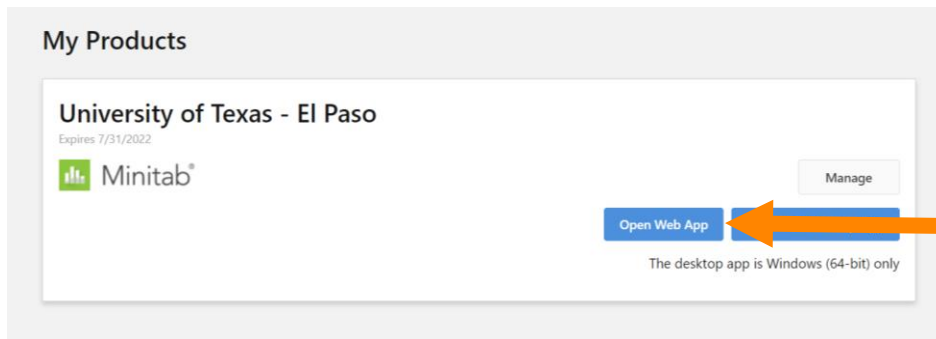
 Sign in with Facebook

 Sign in with Google

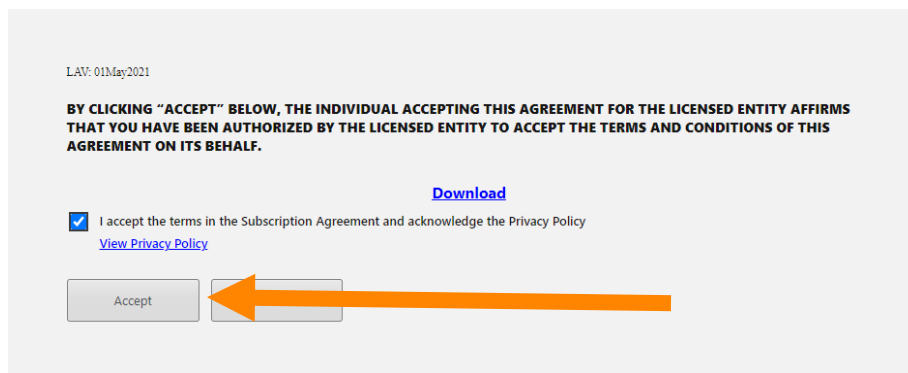
4) You will see the Minitab portal page shown below.
Click on “Minitab Statistical Software” under “My Products”.



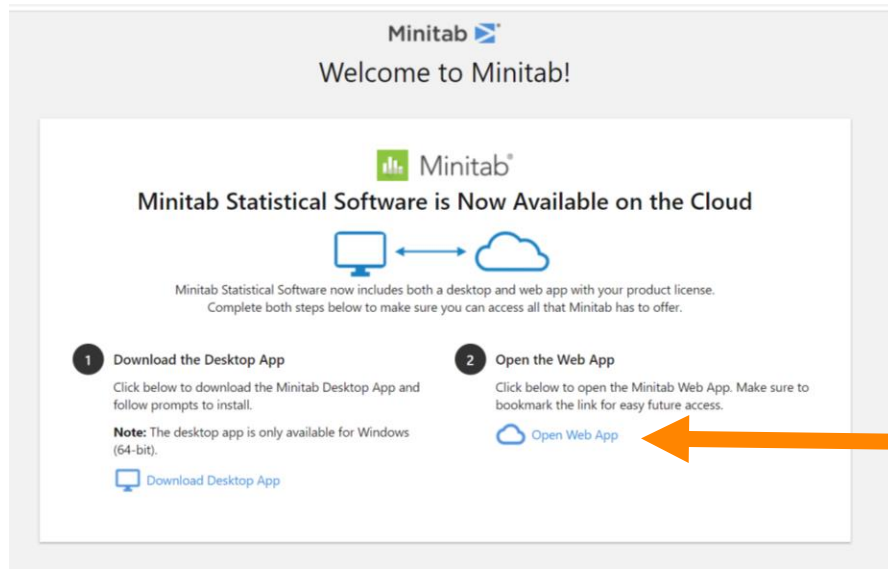
5) On the next page, click on the “Open Web App” button.



6) Scroll down to the subscription agreement. Agree to the terms and click Accept.



7) Next click on the link “Open the Web App” (the last line on the right column).



8) The Minitab application appears on the next window.
On subsequent logins, navigate to <https://app.minitab.com> and Minitab will open right after entering your credentials.
You will receive a welcome message from Minitab; it may be disregarded.

