

**Step 1:** Go here <https://www.languagetesting.com/certifications-tests/certifications>

**Step 2:** Select your language in English, French, German, Italian, Mandarin (OPI), Portuguese, and Spanish

Choose Language:Choose TestScheduleSign InCheck outConfirm

Select the language you would like to get certified in:

Select a languageNext

Popular Languages


Arabic >Mandarin >English >Pashto >French >Persian Farsi >German >Portuguese >Italian >Russian >Korean >Spanish >

View our complete list of 100+ languages >

**Step 3:** Select this option

I am a College/University student or teacher and need to take an ACTFL assessment as a requirement for my academic program.

Choose Test

[Learn More](#) 

**Step 4:** Type in The University of Texas at El Paso

Get Started


Choose the program you are looking for and the school or Institution it's associated with.

What school or institution are you looking for ?

The University of Texas at El PasoContinue

☐ I can't find my institution or I'm an independent candidate

**Step 5:** Review the information and click continue



ACTFL

Language Proficiency Certificate

EXCLUSIVELY THROUGH LTI

Welcome to the UTEP Language Proficiency Assessment!

We're excited to offer you the opportunity to have your oral language proficiency evaluated through the **Oral Proficiency Interview - Computer (OPIc)**, administered by **Language Testing International (LTI)** and proctored by the **UTEP Student Testing Center**.

This assessment provides a valuable way to receive formal recognition of your speaking ability in the language you're studying. If you meet a qualifying level, you'll earn a **micro-credential badge** that you can share on your résumé, LinkedIn profile, and other professional platforms.

**Please note:** This test must be taken **under the supervision of a proctor at the UTEP Student Testing Center**. Test results will not be valid if the assessment is not completed at this center.

What to Expect from the Test:

?

The **OPIc** is a **computer-based, virtual interview**. You'll listen to and respond to a series of questions and prompts tailored to your language level.

?

The test lasts **approximately 20-40 minutes** and is recorded for official scoring by certified raters at LTI.

?

You'll need to **speak clearly into a microphone** and respond as naturally and fully as possible. There are no right or wrong answers—the goal is to evaluate how well you can communicate.

?

At the start of the test, you'll select **topics you're comfortable talking about**, which will guide the prompts you receive.

Tip for Success:

?

Test the test like a real conversation—**speak naturally and confidently**.

?

Don't be afraid to **elaborate on your answers**—the more detail, the better!

Once your test is scored, you'll receive a **proficiency rating** aligned with the **ACTFL Proficiency Guidelines**. If you qualify, we'll follow up with details on how to claim your **micro-credential badge**.

We wish you the best of luck and look forward to celebrating your achievement!

Continue

**Step 6:** Select the Test, then click on Continue to Schedule

Oral Proficiency Interview - Computer (OPIc)

\$73.00 | 20-40 minutes

Select Test

The **Oral Proficiency Interview by Computer (OPIc)** measures your ability to speak in a language. It is a 20-40 minute virtual conversation conducted online. An avatar will present you with prompts based on your interests and experiences and that are designed to identify your specific proficiency level.

[OPIc](#)

Continue to Schedule

**Step 7:** Review the information, ensure that you select the Mountain Time zone, then click Next.

# Schedule your **40 minute** Spanish OPIc.

Test

Spanish OPIc

Select a Proctoring Option [What is a proctor?](#)

☒ The University of Texas at El Paso

Contact your proctor to schedule your test:

The University of Texas at El Paso

Collapse Proctor Info -

Student Testing Office  
testing@utep.edu  
1900 Wiggins Rd  
El Paso USA 79968

**Test Site Fee Instructions**  
This test will be proctored at the UTEP Student Testing Center. Please go to <https://www.utep.edu/testing/> to schedule the test before ordering and paying for your test.

**Site Availability Message**  
Monday- Friday 8AM-5PM by appointment only

**Announcements**  
Please visit our website for registration, dates, times and parking information:  
[www.utep.edu/testing/](http://www.utep.edu/testing/)

Time Zone

(UTC-07:00) Mountain Time (US & Canada) ▾

Next

**Step 9: Create your account** (or log in if you already have one). **Complete your payment** through the platform. **Be sure to bring your Registration Ticket** on test day—it contains the credentials you'll need to launch your exam.

1 Choose Language :  
Spanish

2 Choose Test  
OPIc

3 Schedule


4 Sign In

Login or Create an Account

Please create an account or login to continue.  
[Create an Account](#)

Login

Email Address

Password 

Login

[Forgot Your Password?](#)